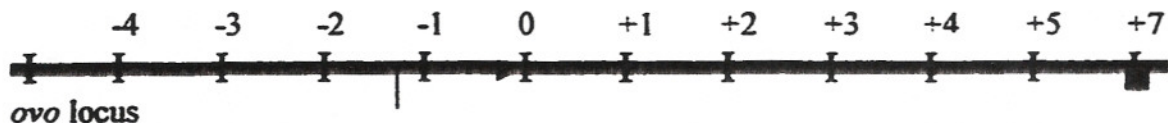



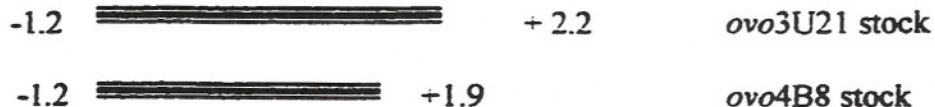
SCALE 1KB (I—I)



*ovo* rescuing regions



*ovo:lacZ*



**Figure 2.3.** *Ovo:lacZ* Reporter Construction. Molecular map of the *ovo* locus. The fragments of wild type DNA with the terminal map coordinates that can rescue *ovo* mutation phenotypes. Flies that are bearing the reporter gene constructs for this study were obtained from Brian Oliver of NIH (Oliver *et al*, 1994). Diagrammed after Oliver *et al*, 1994.